



My Covid Record (我的新冠紀錄) – 總覽

什麼是 *My Covid Record* (我的新冠紀錄)?

My Covid Record (我的新冠紀錄) 是一個安全的網站，顯示您的新冠情況並讓您申請在紐西蘭使用的疫苗通行證以及在海外使用的國際旅行疫苗接種證明。稍後您還可以查看您進行過的所有新冠病毒檢測的結果。

您可以造訪 <https://mycovidrecord.health.nz/網站> 取得 *My Covid Record* (我的新冠紀錄)

如果您無法在網上使用 *My Covid Record*，或是您想要為他人申請疫苗通行證，您可以撥打 0800 222 478，支持團隊將為您準備您的通行證或證明。

My Covid Record 是出國旅行的證據嗎？

您可以透過 *My Covid Record* 網站申請國際旅行疫苗接種證明。

我如何取用 *My Covid Record* (我的新冠紀錄)?

當您註冊使用 *My Covid Record* 時，您建立一個 *My Health Account* (我的健康帳號)，允許您在線上取用您的健康資訊。



請參閱第 3 頁的分步說明指導，在 *My Covid Record* 上註冊。

誰可以看到 *My Covid Record* 中的資訊？

只有您可以取用您的詳細資訊 – 您的 *My Health Account* 使用高級別安全性保護您的資訊。



網站採取那些步驟保護您的隱私？

我們已諮詢了隱私專員公署及政府首席隱私官，並在開發這項服務時繼續聽取他們的意見。我們已完成隱私影響評估 (PIA)，並將更新以反映新特點和功能。

我能看看我家人的新冠記錄嗎？

目前，My Covid Record 不允許將多個健康賬號連結在一起：每個人都需要自己的賬號。

兒童如何使用 My Covid Record?

年滿 12 歲的人將能夠建立 My Covid Record 賬號他們將需要一個電子郵件和一個有效的身份證明文件，如在紐西蘭或澳大利亞簽發的出生證明。如果無法建立賬戶，父母或監護人可以致電 0800 222 478 來申請疫苗接種狀態證明。

12 歲以下的人不能建立 My Health Account。

如果我對 My Covid Record 中顯示的詳細資訊有疑問，該怎麼辦？

如果您對您的新冠紀錄有疑問，請發送電子郵件至衛生部團隊 help@mycovidrecord.min.health.nz，或在周一至週五上午 8 點至下午 5 點致電 0800 222 478 與我們聯繫。

如何就 My Covid Record 取得協助？

如果本指南沒能回答您的問題，或是您仍需要幫助，請發送電子郵件至衛生部團隊 help@mycovidrecord.min.health.nz 或在周一至週五上午 8 點至下午 5 點致電 0800 222 478 與我們聯繫。



註冊 My Covid Record

在您使用 My Covid Record 前，您需要先設立 My Health Account (我的健康賬號) 以在線上取用您的健康資訊。

如果您還沒建立 My Health Account, 造訪 <https://www.health.govt.nz/our-work/digital-health/other-digital-health-initiatives/my-health-account> 瞭解如何開始。

1. 當您設立了您的 My Health Account，登錄 <https://mycovidrecord.health.nz/> 並選擇 **Log In**。



2. 如果您登錄 My Health Account 是用使用者名稱和密碼，則輸入此資訊，然後選擇 **Log in**。如果您使用 RealMe 註冊，請選擇 RealMe 按鈕。

Log in to your account

Email Address


Password Show

[Forgot password?](#)

Log in

OR

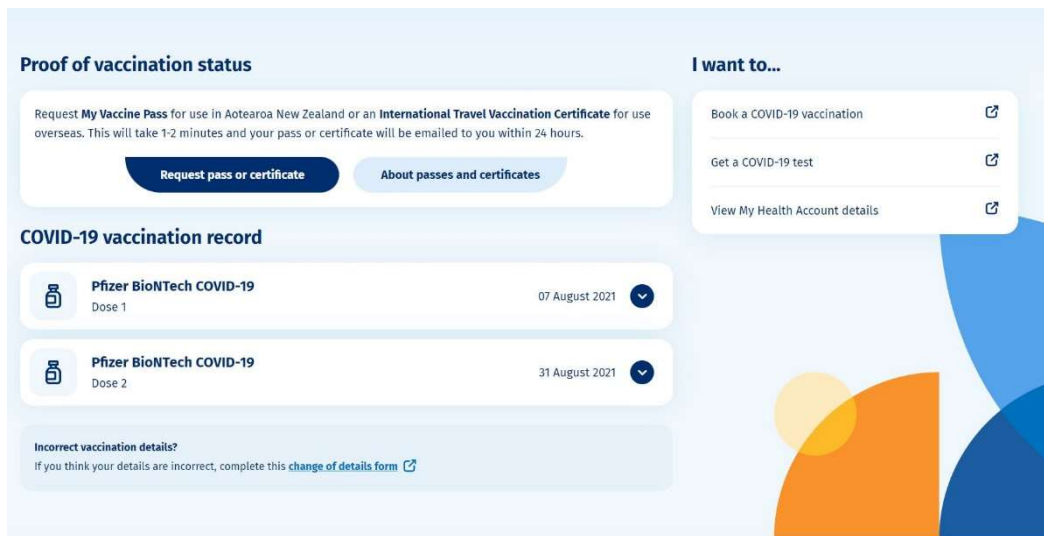
Log in with RealMe, only if you have already created a My Health Account with RealMe.

 **RealMe**

Don't have a My Health Account? [Sign up](#)

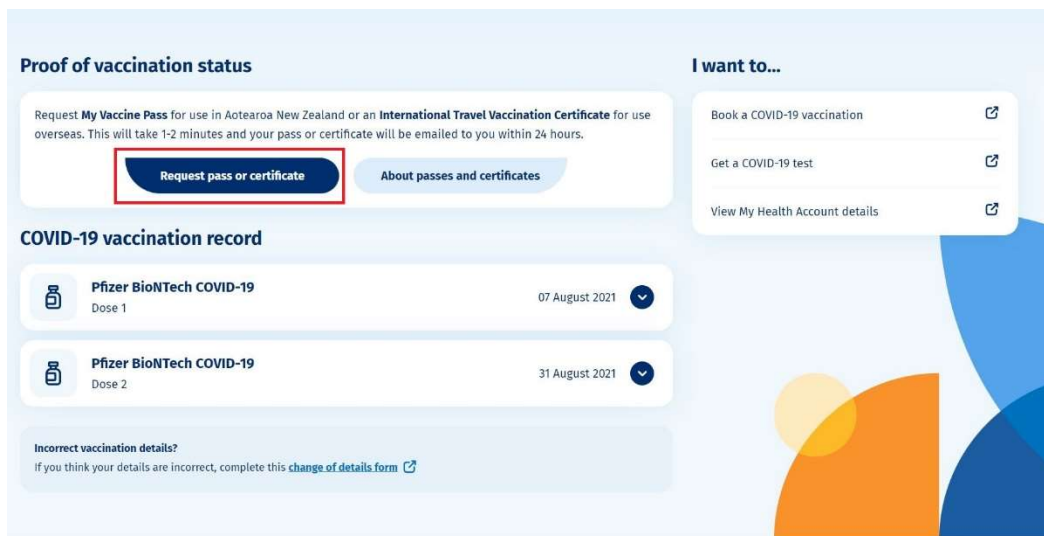


- 成功註冊後，您將看到 *My Covid Record*。您在這裡可以看到您的疫苗接種記錄、取得疫苗通行證或證明，或查看您的檢測結果。



申請我的疫苗通行證

- 在 <https://mycovidrecord.health.nz> 上登錄至 *My Covid Record*
- 在 **Passes and certificates** 部分，選擇 **Request pass or certificate** (申請 通行證或接種證明)



- Select a pass or certificate 的螢幕將會開啟。選擇 **My Vaccine Pass** 然後選擇 **Continue**(繼續)



Select a pass or certificate

My Vaccine Pass
for use within Aotearoa New Zealand

International Travel Vaccination Certificate
for use overseas

Continue **Quit**

4. 在 **Your Details (您的詳細資訊)** 螢幕中，輸入您的疫苗通行證應發送到的電子郵件位址，並選擇 **Request Pass (請求通行證)**

← Previous step

Your details

These details will appear on your vaccine pass.

First name
Mihingarangi

Middle name
Maeva

Last name
Roberts

Date of birth
9 May 1957

Email address
mihingarangi@example.com
Your pass will be sent to this email address.

Changing your details

- You can't edit your name or date of birth. These details come from your [NHI number](#)
- If you would like to update your details complete this [change of details form](#)

Request pass **Quit**

5. 確認螢幕將出現

✔

Your request was successfully submitted

Your vaccine pass will be emailed to
mihingarangi@example.com

If you don't receive an email with your pass within 24 hours, email the My Covid Record team on help@mycovidrecord.min.health.nz or call **0800 222 478**. Check your spam folder first.

Return to homepage

選擇 **Return to homepage (返回首頁)** 以返回至 *My Covid Record* 主頁。



申請國際疫苗接種證明

1. 在 <https://mycovidrecord.health.nz> 上登錄至 *My Covid Record*
2. 在 **Passes and certificates** 部分，選擇 **Request pass or certificate** (申請通行證或接種證明)

Proof of vaccination status

Request **My Vaccine Pass** for use in Aotearoa New Zealand or an **International Travel Vaccination Certificate** for use overseas. This will take 1-2 minutes and your pass or certificate will be emailed to you within 24 hours.

Request pass or certificate About passes and certificates

COVID-19 vaccination record

	Pfizer BioNTech COVID-19 Dose 1	07 August 2021	▼
	Pfizer BioNTech COVID-19 Dose 2	31 August 2021	▼

Incorrect vaccination details?
If you think your details are incorrect, complete this [change of details form](#)

I want to...

- Book a COVID-19 vaccination
- Get a COVID-19 test
- View My Health Account details

3. Select a **pass or certificate** 的螢幕將會開啟。選擇 **International certificate (國際證明)**,然後選擇 **Continue**

Select a pass or certificate

My Vaccine Pass
for use within Aotearoa New Zealand

International Travel Vaccination Certificate
for use overseas

Continue Quit

4. 在 **Your Details** 螢幕上，輸入您的疫苗通行證應發送到的電子郵件位址，並選擇 **Request certificate (請求證明)**



Your details

These details will appear on your International Travel Vaccination Certificate. They will need to match what's on your passport.

First name
Mihingarangi

Middle name
Maeva

Last name
Roberts

Date of birth
9 May 1957

Email address
mihingarangi@example.com

Your certificate will be sent to this email address.

Changing your details

- You can't edit your name or date of birth. These details come from your [NHI number](#)
- If your details don't match your passport, complete this [change of details form](#)
- If your request is urgent, call the My Covid Record team on [0800 222 478](#)

Request certificate **Quit**

5. 確認螢幕將出現

Your request was successfully submitted

Your International Travel Vaccination Certificate will be emailed to
mihingarangi@example.com

If you don't receive an email with your certificate within 24 hours, email the My Covid Record team on help@mycovidrecord.min.health.nz or call [0800 222 478](tel:0800222478). Check your spam folder first.

Return to homepage

選擇 **Return to homepage (返回首頁)** 以返回至 *My Covid Record* 主頁。