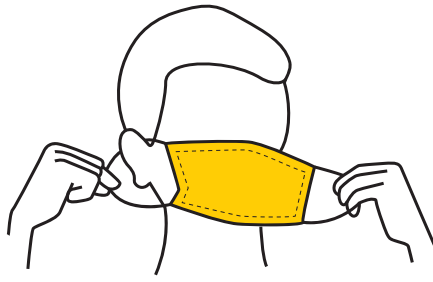


How to remove a face covering



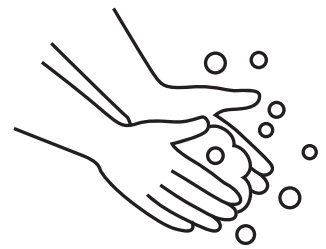
Clean your hands.

Before you put on your face covering, wash and dry your hands or use hand sanitiser.



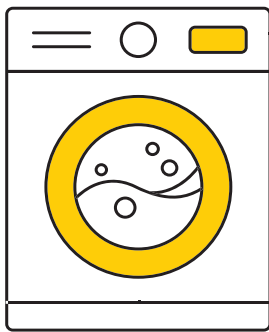
Remove your face covering.

Take your face covering off by removing from the earloops. Place your reusable face coverings in a plastic bag until you can wash it.



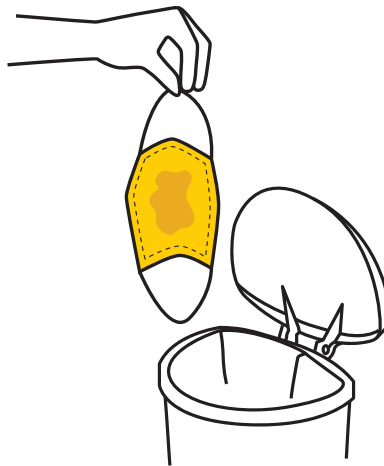
Clean your hands

After you take off your face covering, wash and dry your hands or use hand sanitiser.



Clean cloth face coverings.

Wash face coverings with detergent in hot water either by hand or in a washing machine. Dry the face covering completely before you use it again. Do not use a damp face covering.



Dispose of single-use face coverings in a rubbish bin.

Do not re-use or try to disinfect single-use face coverings.

For updates and more information on staying safe, visit [Covid19.govt.nz](https://www.covid19.govt.nz)

[New Zealand Government](https://www.govt.nz)

Unite
against
COVID-19